

PC Catalog



**Panda 🐾
Scanner**

The recommended configuration for the Panda Scanner series is as follows
















| Recommended computer configuration | |
|------------------------------------|--------------------------|
| CPU | Intel i7-12700H or above |
| RAM | 16G/32G |
| Hard disk | 512GB SSD or above |
| GPU | RTX 3060 or above |
| Operating system | Windows10/11 64bit |

- 1 The computer must be equipped with an independent graphics card, and it is necessary to ensure that the memory of the graphics card is **more than 6GB**, and our software **does not support AMD graphics cards** at present.
- 2 The CPU for **Intel** is recommended, but the **AMD** is not support.
- 3 We recommend using a laptop designed for gaming or using a workstation, but **not a light or office laptop**. **Computers not powered by Windows such as Mac is not support too.**
- 4 At the same time, Panda Smart has higher CPU requirements and we recommend using **I7 12th generation** or more advanced CPUs to achieve a best performance.

| Minimum computer configuration | |
|--------------------------------|--------------------|
| CPU | Intel i7-11800H |
| RAM | 16G |
| Hard disk | 512GB |
| GPU | RTX 2060 |
| Operating system | Windows10/11 64bit |



Here are some computers we recommend

| Item | | PANDA smart | PANDA P2/P3 |
|----------------------------------------------------------------------------------------------------------------------------------------------------|-------------------------------------------------------------------------------------|---------------------------------------------------------------------------------------|---------------------------------------------------------------------------------------|
| <p>Dell G16 7630 CPU i7-13650HX GPU 4060 RAM 32GB DISK 1TB SSD</p> |  |  |  |
| <p>Mouse G-Tune P6 CPU intel i7-13700H GPU RTX 4060 RAM 16GB DISK 512GB SSD</p> |  |  |  |
| <p>MSI GL76 CPU i7-12700H GPU RTX 3060 RAM 16GB DISK 1TB SSD</p> |  |  |  |
| <p>MSI Katana-17 CPU i7-12650H GPU RTX 4060 RAM 16GB DISK 1TB SSD</p> |  |  |  |
| <p>Dell G15-5520 CPU i7-12700H GPU RTX 3060 RAM 16GB DISK 512GB SSD</p> |  |  |  |

For more details, please visit:

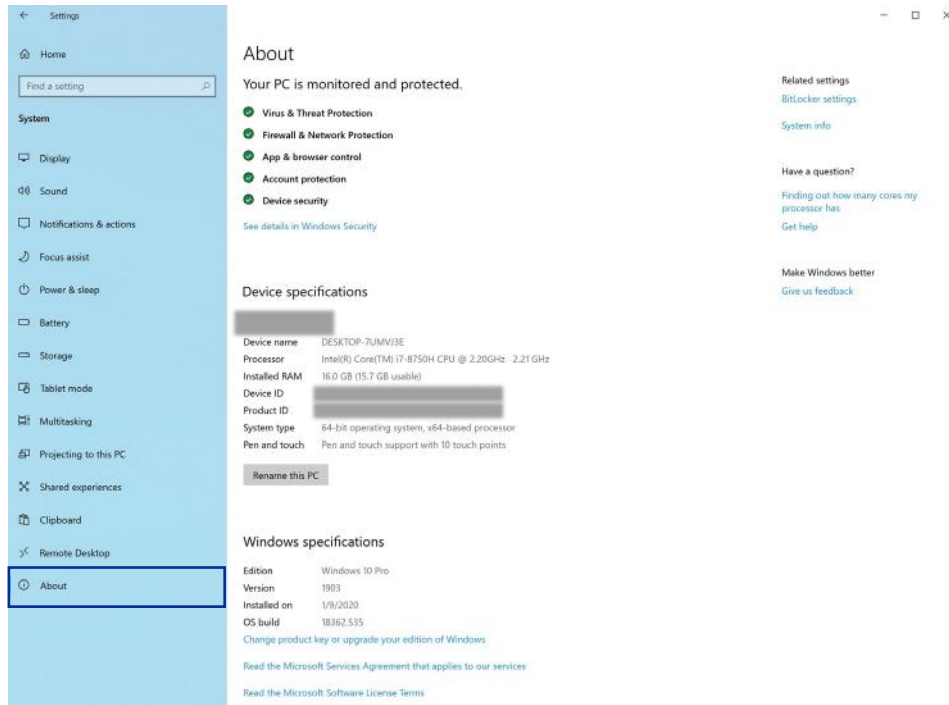
<https://www.rakuten.co.jp/>

<https://www.lenovo.com/>

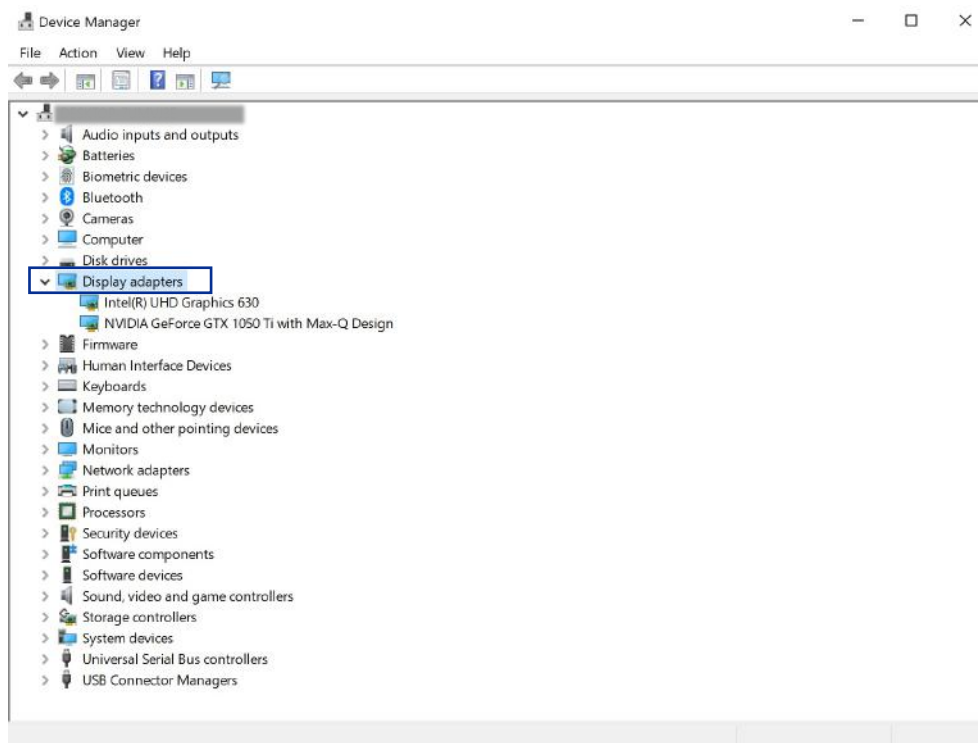
<https://www.dell.com/>

How to Check Your Computer Information

You can check your computer information using the following method:
Open [Settings](#) > [System](#) > [About](#).



[Control Panel](#) > [System](#) > [Device manager](#) > [Display adapters](#).



Panda Scanner