

PC Catalog



**Panda 🐾
Scanner**

Changes in this version of the PC catalog

Date	Details
2023/8/15	Update Configuration
2023/10/24	Update Configuration
2023/12/11	Update Configuration

The recommended configuration for the Panda Scanner series is as follows
















Recommended computer configuration	
CPU	Intel i7-12700H or above
RAM	16G/32G
Hard disk	512GB SSD or above
GPU	RTX 3060 or above
Operating system	Windows10/11 64bit

- 1 The computer must be equipped with an independent graphics card, and it is necessary to ensure that the memory of the graphics card is **more than 6GB**, and our software **does not support AMD graphics cards** at present.
- 2 The CPU for **Intel** is recommended, but the **AMD** is not support.
- 3 We recommend using a laptop designed for gaming or using a workstation, but **not a light or office laptop**. **Computers not powered by Windows such as Mac is not support too**.
- 4 At the same time, Panda Smart has higher CPU requirements and we recommend using **I7 12th generation** or more advanced CPUs to achieve a best performance.

Minimum computer configuration	
CPU	Intel i7-11800H
RAM	16G
Hard disk	512GB
GPU	RTX 2060
Operating system	Windows10/11 64bit



Here are some computers we recommend

Item		PANDA smart	PANDA P2/P3
<p>Dell Alienware X16</p> <p>CPU i9-13900HX GPU RTX 4060 RAM 32GB RAM DISK 512GB SSD</p>			
<p>MSI Katana 15</p> <p>CPU i7-12650H GPU RTX 4070 RAM 16GB DISK 1TB SSD</p>			
<p>Dell G16</p> <p>CPU i7-12700H GPU RTX 3060 RAM 16GB DISK 1TB SSD</p>			
<p>Dell G15</p> <p>CPU i7-12700H GPU RTX 3060 RAM 16GB DISK 512GB SSD</p>			
<p>Legion 5</p> <p>CPU i7-12700H GPU RTX 3060 RAM 16GB DISK 512GB SSD</p>			

For more details, please visit:

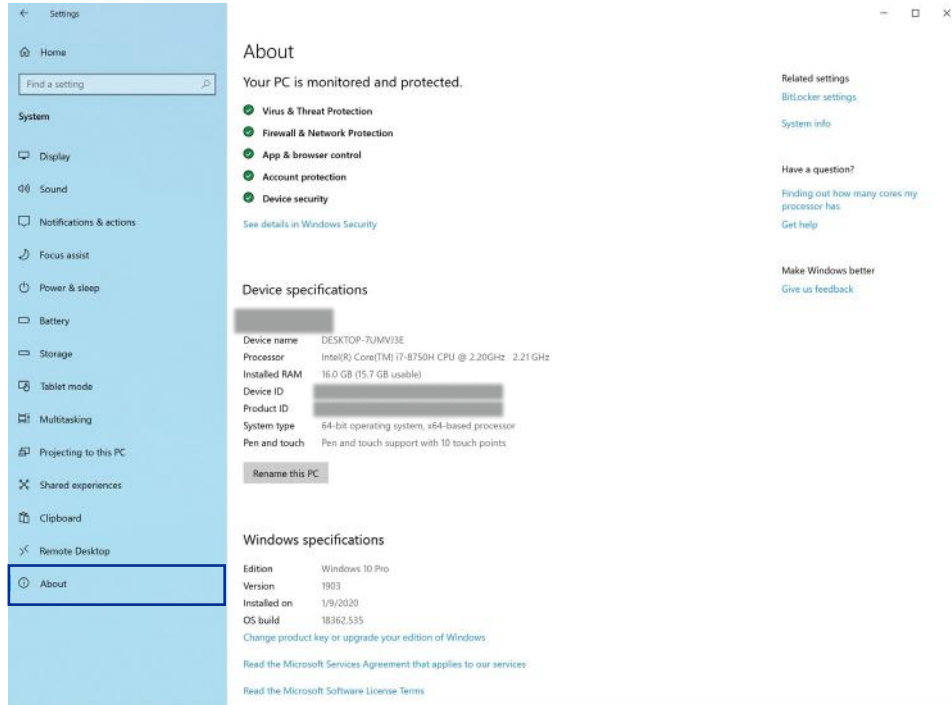
<https://www.mercadolivre.com.br/>

<https://www.lenovo.com/>

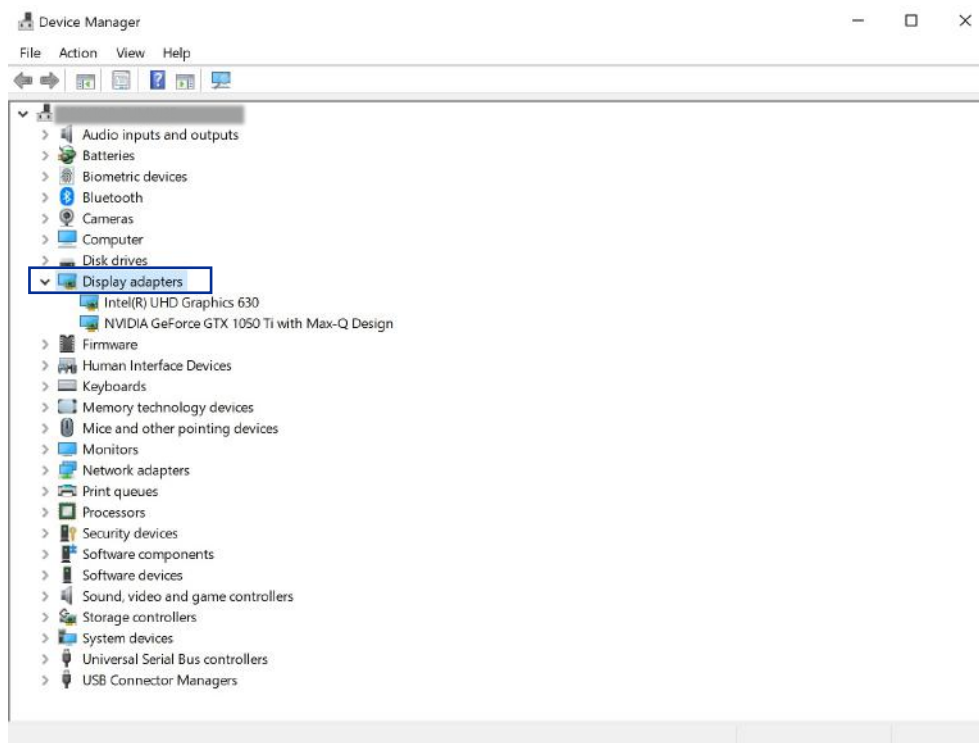
<https://www.dell.com/>

How to Check Your Computer Information

You can check your computer information using the following method:
Open [Settings](#) > [System](#) > [About](#).



[Control Panel](#) > [System](#) > [Device manager](#) > [Display adapters](#).



Panda Scanner