



PANDA P4

Panda 🐾
Scanner

**Less
is
More**



Detachable tips

You can choose suitable tips according to the different scanning scenarios.

Upgraded chips

The chip upgrade has improved the scanning efficiency of smoke and blood stains, bringing higher quality scanning data.



One Click:
Start/Pause scanning



Double Click:
Switch buccal/Switch color



Long Press:
Next step/Model processing



Metal button

Remote control of scanning process.



Light weight

Only 237g

Built-in battery

Set and charge.

No need to replace the battery,
making 24/7 standby accessible.

Wireless connection

Breaking free from the constraints of traditional
cables, making scanning more convenient and
efficient.

3 in 1
The dock
The charger
The base



No more
Tedious
Steps



2 H continuous scanning
High speed and high-quality transmission



Upper jaw+ Low jaw+ Occlusion

Total scan time of

2 min



Super charge 1 H

It only takes 1 hour to reach the full power

Scan up to 60 cases with full battery

Built-in battery

When you are not scanning, you can set it in the base for charging, which greatly extends the battery life

Platform

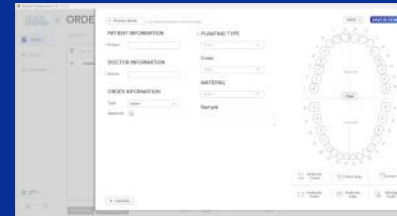
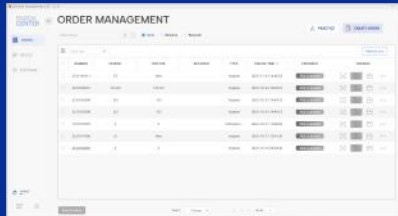
We have self-designed software to assist you in completing digitalization

1. **Panda Center** One-stop case management and data scanning
2. **Panda OrthoSim** Orthodontic simulation contributes to a better doctor-patient communication
3. **Cloud** Data storage and fast data transmission



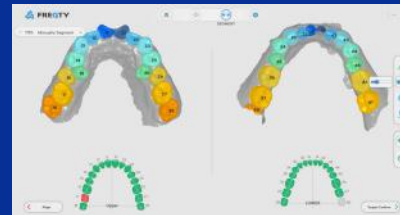
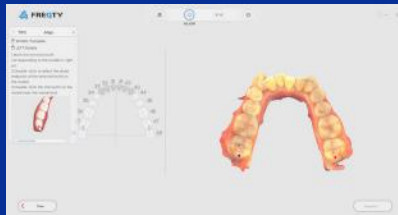
Panda Center

The new software PandaCenter can achieve full process connectivity and information integration from case creation, scanning, uploading data, to diagnostic analysis, allowing dentists to enjoy a more convenient and intelligent experience.



Panda OrthoSim

The new version of orthodontic simulation software combines advanced technological means and intelligent algorithms to achieve functions such as three-point alignment, intelligent segmentation, and intelligent tooth arrangement, making orthodontic treatment more convenient and accurate, bringing a new experience to both the dentists and the patients.

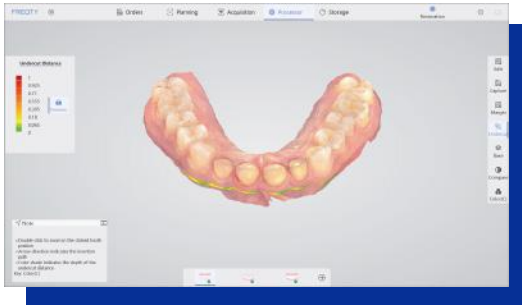


Cloud

Panda scanner provides stable, reliable, and efficient data transmission services for clinics and labs, while also possessing functional features such as case management, 3D preview, and case sharing, helping users better manage and process business data, and improving their work efficiency.

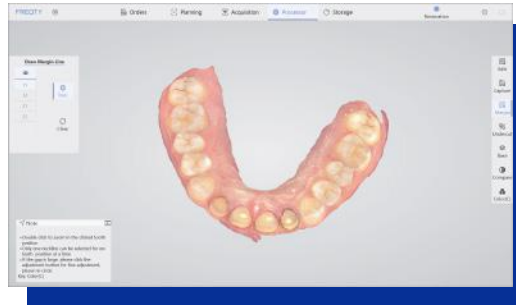


Software Features



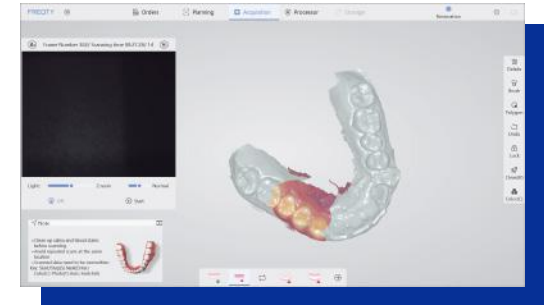
Undercut Check

Auxiliary confirmation in place, colour gradient indicates undercut, accurate prediction, and improves the communication efficiency between doctors and technicians.



Margin Line Drawing

Draw accurate and clear margin lines, linking doctors and technicians to reduce rework.



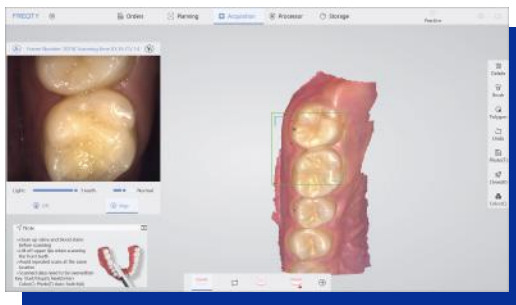
Pre-preparation Scan

Obtain pre-preparation tooth state, retain bite data, and reshape the original good teeth.



Color Switch

True color jaws, clearly restore details, one click to switch colors, and check model data comprehensively.



AI Intelligent Scan

Easily identify soft and hard tissues, eliminate redundant data, and make accurate dental models.



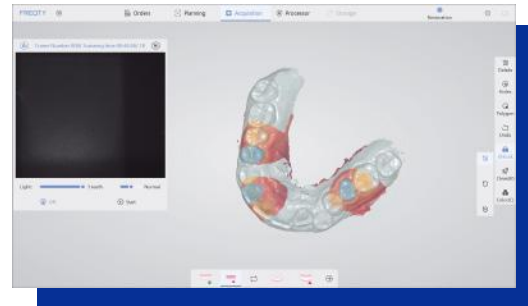
Orthodontic Simulation

Generate simulation animations to help doctors and patients communicate, share quickly, and promote orders.



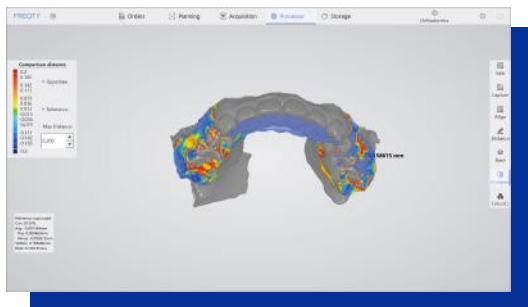
Bite Check

Color gradient indicates distance, accurately judges the restoration distance and assists in improving the effect of tooth preparation.



Data Lock

Locks the tooth position to prevent data loss and reject excess data interference.



Disease Course Monitoring

Full-cycle diagnosis and treatment monitoring, comparative observation of model differences, simultaneous analysis, comprehensive upgrade of diagnosis and research.



Cuff Tool

Clear cuff data, avoid tissue interference and lock automatically, significantly improving data reliability.

PANDA P4

———— For Every User



Specification

PRODUCT INFORMATION

Category	PANDA P4
Technology	Dynamic Staring 3D scanning
Handpiece Dimension	238mm×42mm×35mm
Handpiece Weight	237g
Tips	5 Tips
Tips Dimension	83x19x14(N) / 82x20x16(D) / 88x20x16(M)
Scan Field	18mm×16mm
Scan Depth	0~21mm
Output Files	STL, PLY, PTY, OBJ
Connection Method	Wireless
Full Arch Scanning Time	<2 mins
Light Source	White LED+ Laser
Accuracy	≤15 μm
Precision	≤10 μm
Multi-function Button	YES
Montion Sensing	YES

SOFTWARE

Category	PANDA P4
Types of Scanning	Orthodontics, Implant, Restoration
Image Capture	Yes
3D Data Preview	Yes
Output Files	STL, PLY, PTY, OBJ
Cloud Service	Yes
Cloud Service Price	5GB/Free
Direct Compatibility with Dental CAD	Exocad*
Main Image Processing Tools	Trim/Edit/Recover/Lock, etc.
Margin Line Drawing	Yes
Occlusal Match	Yes
Undercut	Yes
Data Comparison	Yes
AI Technology	Auto Tissue Remove, Overlap Correct, etc.
Software License	Free
Software Upgrade	Free
Transfer Data with API	Available

*All names, logos, brands and other trademarks featured or referred to within this brochure are the property of their respective trademark holders.

PC REQUIREMENTS

Category	PANDA P4
CPU	Intel i7-12700H/Intel i7-11800H or above
RAM	16G/32G
Hard disk	SSD 512G or above
GPU	RTX2060/RTX3060 or above
Operating system	Windows10/11 64bit
Display	Resolution 1920×1080 and above

*Check the PC Recommendation Catalog on our website for more detail.

WARRANTY

Category	PANDA P4
Standard Warranty	2 years
Extended Warranty	2 years


*Note: 1. Free maintenance during the first two years (No labor fee charged).
2. For the extend warranty fee, please check the files on our website.

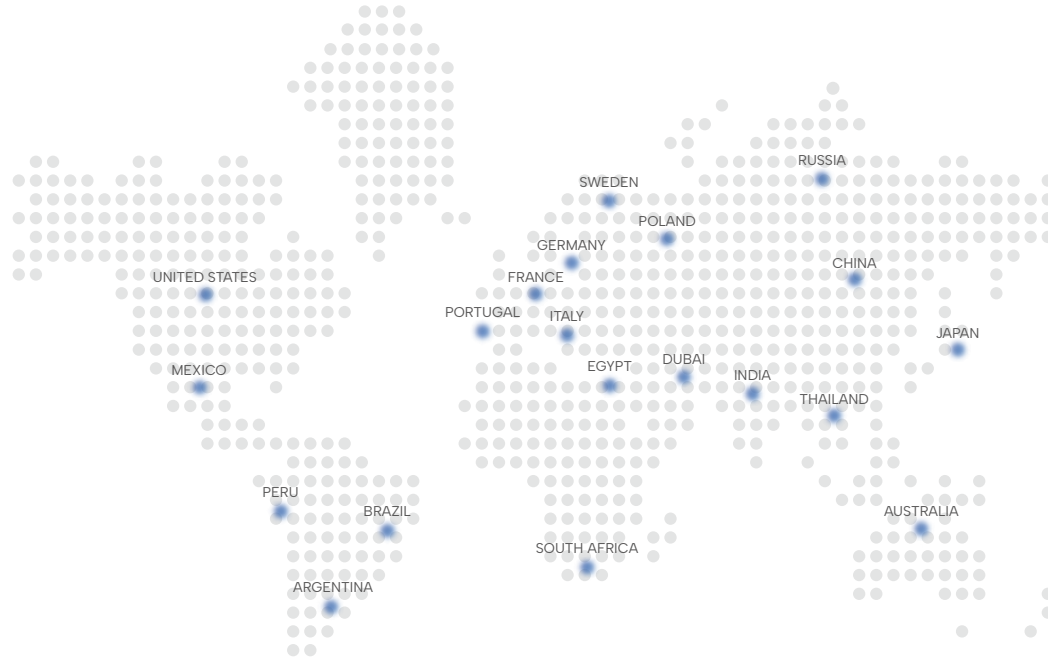
Customer Support

Email: support@freqty.com

Toll Free Number (USA): 888-855-2562

WhatsApp (Global): +86 18108286761





PANDA SCANNER ALL OVER THE WORLD

 www.panda-scanner.com

 info@panda-scanner.com

Chengdu | Ziyang | Suzhou | Ningbo | Hong Kong | Brazil | USA